

JUNIOR EXPLORER BADGE

Activity book: Exploring the
Blue Mountains - Animals and
Tracks 4-6



BECOME A JUNIOR EXPLORER

This activity book is part of the Craigleith Heritage Depot Junior Naturalist Program.



This badge will introduce kids to outdoor exploration and local animals, plants, and habitats. The activities are designed to engage kids whilst teaching them about the wilderness here in The Blue Mountains. There are four booklets, complete three of the four booklets and receive your Junior Explorer badge.

HOW TO RECEIVE YOUR BADGE

To receive your Junior Explorer Badge you must complete 3 of the 4 activity books. When you have completed an activity book bring it to the Craigleith Heritage Depot or LE Shore library, where staff will look over the booklet and award you stamp for each completed book. When you have a total of 3 stamps you will receive your Junior Explorer Badge.



FUN FACTS ABOUT LOCAL WILDERNESS

Meet the Park Rangers!

These Park Rangers will help you learn how to be an awesome Junior Explorer!

HI, I'M PARK
RANGER MAKWA



HEY THERE, I'M
PARK RANGER
JACK



HIYAH, I'M
PARK
RANGER
SARAH



GOODDAH, I'M
PARK RANGER
NASH



HI! I'M PARK
RANGER
GEMMA



HI, I'M PARK
RANGER ALICE



HI, I'M PARK
RANGER SAMI



ANIMAL TRACKS

Animals are around us in the woods, but we often don't know they are there.

They lurk in the thick brush, hide in the trees or are nocturnal and only come out at night

You sometimes see the scat they leave behind, but if conditions are right, you may stumble upon some tracks.

Animal tracks in snow, mud, sand or any other soft substrate are easier to spot and you may have to look up and look around you when tracking to find them.

Earlier you learned about some of the wildlife that lives in the area.

We're going to show you how you can tell what kind of animal you may see by looking at its tracks!




ANIMAL TRACKS DETECTIVES



So the first thing you should look for when you find an animal track is the track pattern.

There are four unique track patterns which will help you narrow down the group of animals that are responsible for the print



Zig-Zaggers (perfect Walkers)

Perfect walkers walk very carefully to conserve energy. Their rear paw/hoof will land in the spot where their front paw previously fell.

Waddlers

Waddlers appear to move one side of their body and then the other side when they walk. Their rear foot does not land in the print of front foot. Their track is comprised of four prints.

Bounders

Bounders place their front feet down, and in one motion they leap forward by lifting up their front feet and putting their rear feet in the exact spot where the front feet previously landed.



Hoppers

Hoppers move by placing their rear feet slightly ahead of their front feet and pushing off so their front feet land first and their back feet land in front



ANIMAL TRACKS DETECTIVES

Can you guess what animals are zig-zaggers, waddlers, bounders and hoppers? Draw or write down the animals you think make each track in the boxes below.



Zig-Zaggers (perfect Walkers)

Bounders

Waddlers

Hoppers

ANIMAL TRACKS DETECTIVES

Once you've figured out the pattern you can easily put it into animal types!

The most common animal tracks you will find in the Blue Mountains are:



Bird Tracks

Hoof Tracks



Canine Tracks



Feline Tracks



Rodent Tracks

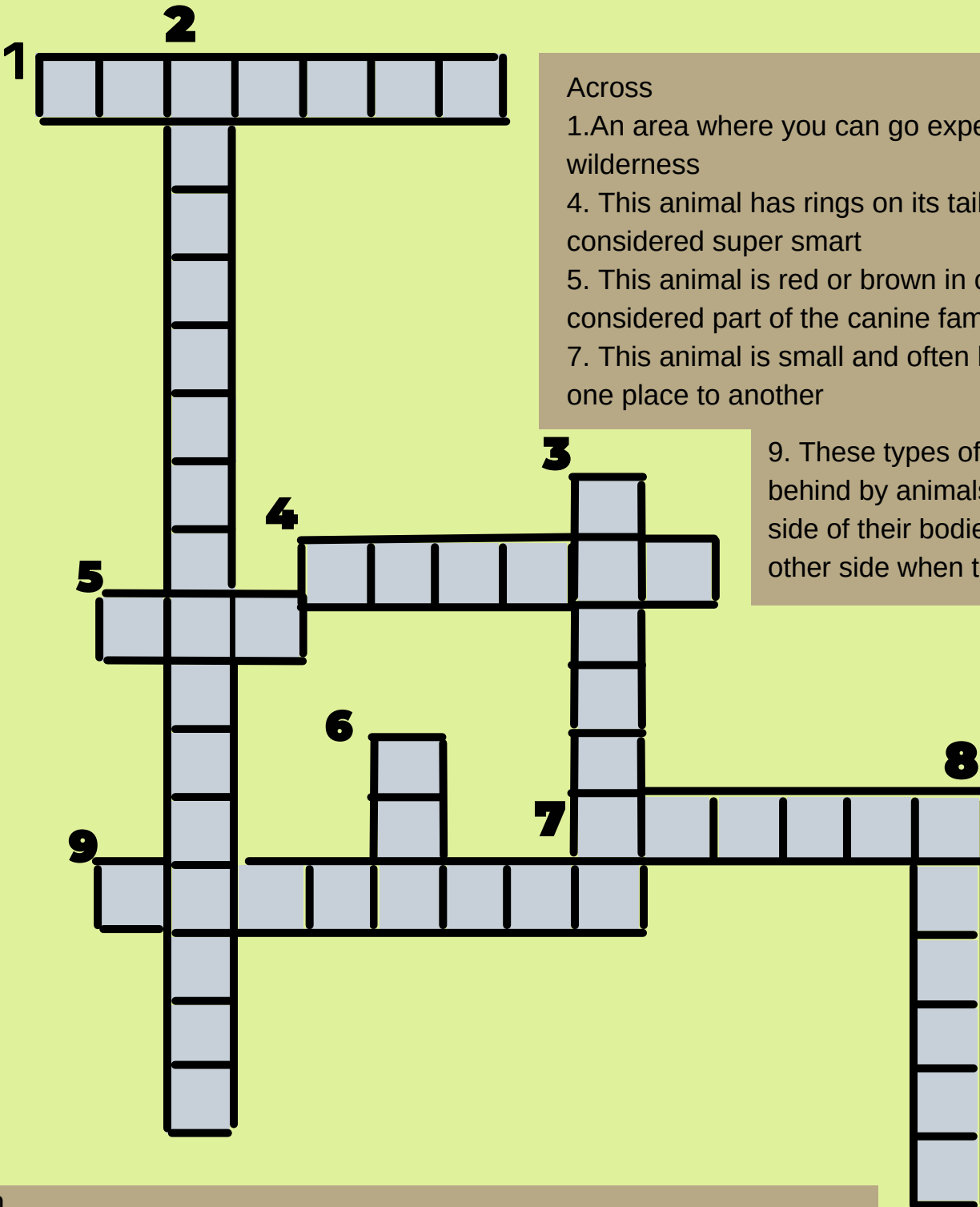


Small Animal Tracks



ANIMAL TRACKS DETECTIVES

You would have learned about some local wildlife above lets see if you remember some of these animals by completing the cross word!



Across

- 1. An area where you can go experience the wilderness
- 4. This animal has rings on its tail and is considered super smart
- 5. This animal is red or brown in colour and is considered part of the canine family
- 7. This animal is small and often hops from one place to another

- 9. These types of tracks are left behind by animals that move one side of their bodies and then the other side when they walk

Down

- 2. This area includes an Escarpment and possibly your own home
- 3. These types of tracks are left by animals that move by jumping from one spot to another
- 6. This animal has round eyes and can often be heard saying Whoo

IDENTIFYING ANIMAL TRACKS



WHEN IDENTIFYING TRACKS RANGERS FIRST MEMORIZE WHAT TRACKS LOOK LIKE!
BELOW ARE SOME OF LOCAL ANIMALS AND THE TRACKS THEY LEAVE BEHIND!

SEE HOW MANY YOU CAN MEMORIZE!

Small Animal Tracks

Small mammals produce small prints, so you have to look closely at the prints and the track patterns to tell them apart

It's a diverse group with hoppers and waddlers that range from the forest to the river's edge.

Most of these small mammals have five toes on their front and rear feet, except for rabbits



Look for prints that look like the hand of a baby. Raccoon have five toes that resemble a human hand. The front print is smaller with a C-shaped heel pad, while the rear print has a longer heel pad. Raccoon waddle when they walk.



Possum tracks resemble a raccoon, but there is one major difference. Opossum have opposable thumbs on their hind feet that appear in their prints. Opossum also tend to stagger when they walk



Rabbits are hoppers and move by placing their larger hind feet ahead of their smaller front feet. Unlike squirrels which keep their feet next to each other as they hop, rabbits stagger their feet producing a "Y" shaped track.

IDENTIFYING ANIMAL TRACKS

Rodent Tracks



Rodent family is made up of a lot of different size and shape creatures!

You have to think about habitat, body shape, and track pattern as much as the individual prints.

All rodents leave behind front tracks with four toes and hind tracks with five toes.



You can tell a beaver is nearby by the dams they build and the gnawed trees they leave behind. They have webbed hind feet with 5 toes, but their tracks are hard to find.



Squirrels are hoppers with their larger back feet landing slightly ahead of their smaller front feet. Their feet tend to land side-by-side producing a repeating series of four distinct prints.



Porcupines move slowly and waddle when they walk. They also are climbers and have both big heel pads and long toes with claws. .

IDENTIFYING ANIMAL TRACKS

Canine Tracks

You can always tell when you've found a track belonging to an animal from the canine family

The overall shape is oval with four toes and a heel pad that is concave at the bottom.

There usually are claws visible in the track and they also point forward



Coyotes are slightly smaller than wolves and have a print that is more narrow (2.5 to 3.5") than the wolf.



Foxes are the smallest canine in the group and have the smallest print, almost dainty when compared to their bigger cousins. Fox tend to drag their feet and also have more hair in their paws producing a print that is fuzzy around the edges and has a small pad imprint.



Bird Tracks

Bird tracks can be grouped into categories based upon whether they live mainly in trees or on the ground.

Tree dweller tend to hop on the ground and leave a pair of prints behind, while ground birds will leave alternating tracks.




The ducks have webbing, which gives its print a distinctively different shape. Ducks also tend to wander and leave a maze of tracks.

Cranes have 3 toes that are pointed forward and 1 that is pointed backward

IDENTIFYING ANIMAL TRACKS

Feline Tracks



Feline prints have four toes and a heel pad with three lobes at the bottom edges that are shaped like a bubble letter "M".

Feline prints are as wide as they are long, making them more round in shape than a canine.

Felines also have a leading toe much like a person's middle finger.

You can draw a "C" through between the pad and toes of a feline print.



Though smaller in stature, lynx tracks are the same size as a cougar, but are not as defined due to the fur around their paws.



Hoof Tracks

Ungulates or mammals with hooves have a split hoof with two toes that leave a distinct imprint.

Ungulates can be divided into two main groups based upon the shape of their toes.

One group has toes that curve forming a heart-shaped print, while the other have toes that are rounded and leave a round or even square-shaped print



WHITE-TAILED DEER



Deer, like moose, have two toes that curve sharply together forming almost a upside down heart shape print.

The front tips of the hooves are located towards the inside of the track



ANIMAL TRACKS DESIGN

SEE IF YOU CAN MAKE YOUR OWN ANIMAL FOOTPRINT!

YOU CAN DRAW, PAINT, OR BUILD AN ANIMAL FOOT PRINT

YOU CAN CUT
OUT SPONGES
IN THE SHAPE
OF TRACKS
AND USE
PAINT TO PUT
THEM ON
PAPER



YOU CAN USE
PLAY DO OR
CLAY TO
MAKE THE
FOOTPRINTS



OR YOU CAN
TEST OUT
YOUR
DRAWING
SKILLS AND
DRAW THE
PRINTS
BELOW

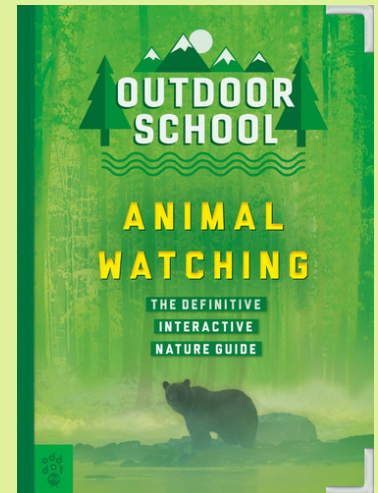
LEARN MORE!

WANT TO LEARN MORE ABOUT LOCAL ANIMALS
CHECK OUT SOME OF THE ONLINE AND LIBRARY
RESORUCES!

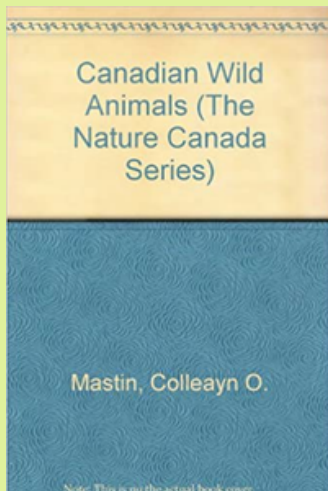
GREAT LIBRARY BOOKS




J 590.1 BRO




J 590.72 CAR




J 591.971 MAS




J 599 JOH




J 590 STR



J 591.479 ARNO



J 596 DEN



J 591.47 LUN



Ontario Parks Pass Kit